

DESIGNED FOR EVERY SPACE



FOR MODERN LIVING

ADVANCED COMFORT.
BEAUTIFULLY DESIGNED.



FOR SMART SPACES

POWERFULL PERFORMANCE.
COMPACT CONVENIENCE.



DC FAN MOTOR



BLUE FIN
(anti corrosion)



ENERGY SAVER



LED BACK LIGHT




Available in



DESIGN


To ease our customers' minds, we invest great care when designing. So that they may use our products with the reassurance that comes through high-quality parts manufacturing and impeccable assembly.




Metal Box ensures its reliable operation and preventing fire accident in case of short circuit in IDU (Indoor Unit).



Special Coating prevents any damages from humidity and insects.



A special coating is applied to the ODU (Outdoor Unit) heat exchanger to increase corrosion toughness.



A special coating is applied to the IDU heat exchanger to increase corrosion toughness.



Sheet Metal ensures its reliable operation and preventing fire accident in case of short circuit in ODU.



New stylish and compact remote controller features easy-read big display and simple button position with fundamental functions.

AKABISHI FEATURES



Fast Cooling Mode

Fast Cooling mode starts immediately with the push of a button. According to preference, air direction can be changed freely.



Auto Restart

The function permits automatic return to previous operation after a sudden power blackout.



LED Back Light

Backlight button is pressed, the setting can be easily checked in the dark.



PM 2.5 Filter

Effectively catches floating PM 2.5 particles to maintain clean air in the room. Electrostatic material removes PM 2.5 from the air and absorbs it when passing through the filter.



Grooved Piping

High-performance grooved piping is used in heat exchangers to increase the heat exchange area.



DC Fan Motor

A highly efficient DC motor drives the fan of the indoor unit. Efficiency is much higher than an equivalent AC motor.




Blue Fin (anti corrosion)

This AC has a blue epoxy coating on the evaporator fins of the indoor unit. This restricts the accumulation of condensed water and dust particles which significantly improves the cooling performance of this AC.



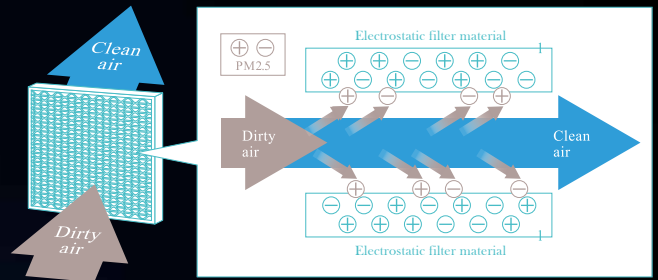
FEATURES



MICRO PARTICLE CATCHING FILTER (PM 2.5)

Breathe easy with our cutting-edge filtration system that eliminates dust, allergens, and bacteria. Enjoy a cooler, fresher, and healthier indoor environment - one breath at a time.

The filter effectively catches floating PM 2.5 particles to maintain clean air in the room.



Electrostatic material removes PM 2.5 from the air and absorbs it when passing through the filter

ENERGY SAVING MODE

Cool Comfort, Lower Bills

Enjoy efficient cooling that's easy on your wallet. This smart mode cuts down on power usage without sacrificing performance - perfect for staying comfortable while saving energy.



TURBO MODE

Instant Chill

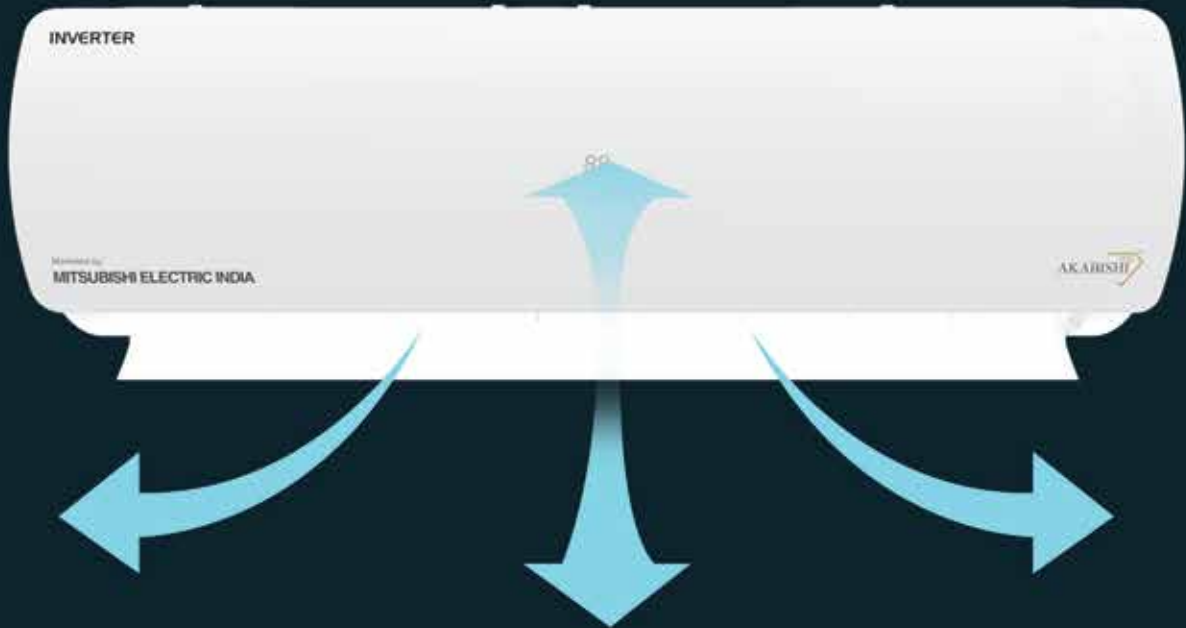
Beat the heat in no time! Turbo Mode powers up for rapid cooling, delivering quick comfort when you need it most.



FEATURES

4 WAY SMART SWING

Seamless Comfort, All Around



Experience balanced cooling in every corner.
No more hot spots-just smooth, even airflow wherever you are.




FEATURES



BACKLIT REMOTE

Glow-in-the-Dark Convenience

Control your comfort with ease even in low light. The backlit remote lets you adjust settings effortlessly, day or night.



BUILT TO LAST ANTI-RUST PROTECTION

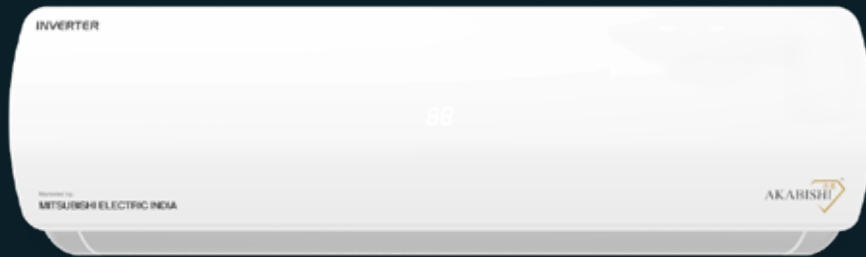
for Long-Lasting Durability

Our ACs come with a special anti-rust coating, safeguarding against corrosion and ensuring both lasting performance and a sleek appearance for years.

EAY-UA Inverter



BIG COOL



Type	Inverter Cooling only				
Model name	Indoor unit		EAY-UA13VG	EAY-UA19VG	EAY-UA22VG
	Outdoor unit		EBY-UA13VG	EBY-UA19VG	EBY-UA22VG
Cooling Capacity	Rated (Min-Max)	Watt	3450 (1725-3450)	5400 (2700-5670)	6100 (3050-6405)
Star Rating			5 Star		
Energy Efficiency	ISEER		5.75	5.61	5.62
Power Input	Rated (Min-Max)	Watt	735 (287-772)	1200 (454-1260)	1400 (497-1470)
Air Volume	Indoor unit (Silent-Lo-Med-Hi-Turbo)	CFM	400-427-497-551-725	497-551-647-812	497-551-647-812
Noise Level	Indoor unit (Lo-Med-Hi-Turbo)	dB(A)	38-42-45-50	42-46-50-52	42-46-50-52
Refrigerant			R32		
Power supply	Voltage	V	230V		
Power Input Range	Voltage	V	145-285V		
Operating Current	Rated	A	3.36	5.49	6.41
Indoor unit	Net Dimensions (H x W x D)	mm	315x960x240	315x1070x235	315x1070x235
	Net Weight	kg	11.5	12.5	12.5
Outdoor unit	Net Dimensions (H x W x D)	mm	600x840x300	675x905x360	810x990x455
	Net Weight	kg	22.78	29.14	43.90
Pipe Size	Diameter Liquid	mm (inches)	6.35 (1/4")		
	Diameter Gas	mm (inches)	9.52 (3/8")	12.7 (1/2")	15.9 (5/8")
	Additional Refrigerant	gm per meter	25gm per meter	25gm per meter	25gm per meter
	Max.Length	m	15m	15m	15m
	Max.Elevation	m	10m	10m	10m
Ambient Operating Range		°C	52°		
Control wiring (Copper)	ODU to IDU	Core No. x Sq.mm	4 Core x 1.5 Sq.mm	4 Core x 1.5 Sq.mm	4 Core x 1.5 Sq.mm
Power cable (Copper)	IDU	Core No. x Sq.mm	3 Core x 1.5 Sq.mm	3 Core x 1.5 Sq.mm	3 Core x 1.5 Sq.mm
ODU Breaker Size		A	12A	16A	25A

EAY-HA Inverter



BIG COOL



Type	Inverter Cooling only						
Model name	Indoor unit		EAY-HA13VG	EAY-HA15VG	EAY-HA19VG	EAY-HA22VG	EAY-HA24VG
	Outdoor unit		EBY-HA13VG	EBY-HA15VG	EBY-HA19VG	EBY-HA22VG	EBY-HA24VG
Cooling Capacity	Rated (Min-Max)	Watt	3350 (1560-3585)	4600(2300-4830)	5400 (2700-5670)	6500 (3250-6825)	7000 (3500-7350)
Star Rating			3 Star				
Energy Efficiency	ISEER		4.35	4.31	4.31	4.35	4.35
Power Input	Rated (Min-Max)	Watt	988 (355-1037)	1340 (500-1407)	1580 (585-1659)	1897 (695-1992)	2054 (745-2157)
Air Volume	Indoor unit (Silent-Lo-Med-Hi-Turbo)	CFM	230-288-336-371-459	400-427-497-551-725	497-551- 647-812	497-551- 647-812	497-551- 647-812
Noise Level	Indoor unit (Silent-Lo-Med-Hi-Turbo)	dBA	33-37-40-46	38-42-45-50	42-46-50-52	42-46-50-52	42-46-50-52
Refrigerant			R32				
Power supply	Voltage	V	230V				
Power Input Range	Voltage	V	145-285V				
Operating Current	Rated	A	4.52	6.13	7.23	8.68	9.40
Indoor unit	Net Dimensions (H x W x D)	mm	210x770x270	315x940x240	315x1070x235	315x1070x235	315x1070x235
	Net Weight	kg	8	11.5	12.5	12.5	12.5
Outdoor unit	Net Dimensions (H x W x D)	mm	475x705x285	535x800x300	600x840x300	600x840x300	675x905x360
	Net Weight	kg	17.3	20.74	22.7	25.36	30.80
Pipe Size	Diameter Liquid	mm (inches)	6.35 (1/4")	6.35 (1/4")			
	Diameter Gas	mm (inches)	9.52 (3/8")	12.7 (1/2")			
	Additional Refrigerant	gm per meter	20 gm per meter	25gm per meter	25gm per meter	25gm per meter	25gm per meter
	Max.Length	m	15m	15m	15m	15m	15m
	Max.Elevation	m	5m	10m	10m	10m	10m
Ambient Operating Range		°C	52°				
Control wiring (Copper)	ODU to IDU	Core No. x Sq.mm	4 Core x 1.5 Sq.mm	4 Core x 1.5 Sq.mm	4 Core x 1.5 Sq.mm	4 Core x 1.5 Sq.mm	4 Core x 1.5 Sq.mm
Power cable (Copper)	IDU	Core No. x Sq.mm	3 Core x 1.5 Sq.mm	3 Core x 1.5 Sq.mm	3 Core x 1.5 Sq.mm	3 Core x 1.5 Sq.mm	3 Core x 1.5 Sq.mm
ODU Breaker Size		A	12A	12A	16A	25A	25A

RAY-HE Inverter



Type	Inverter Cooling only				
Model name	Indoor unit		RAY-HE13VG	RAY-HE18VG	RAY-HE22VG
	Outdoor unit		RBY-HE13VG	RBY-HE18VG	RBY-HE22VG
Cooling Capacity	Rated (Min-Max)	Watt	3400 (1660-3570)	5150 (2520-5400)	6250 (3060-6450)
Star Rating			3 Star		
Energy Efficiency	ISEER		4.43	4.43	4.43
Power Input	Rated (Min-Max)	Watt	954 (345/1005)	1527 (500/1610)	1983 (560/2085)
Air Volume	Indoor unit (Turbo)	CFM	232-251-266-296-374	289-306-338-459-593	578-601-655-845-910
Noise Level	Indoor unit(SLo-Lo-Med-Hi-SHi)	dB(A)	35/36/37/42/48	38/40/41/44/49	40/42/43/46/50
Refrigerant			R32		
Power supply	Voltage	V	230V		
Power Input Range	Voltage	V	145-285V		160V - 265V
Operating Current	Rated (Min-Max)	A	4.4 (2.8-9.6)	7 (3.9-14)	9.1 (4.3-16)
Indoor unit	Net Dimensions (H x W x D)	mm	285x775x215	295x935x230	330x1095x250
	Net Weight	kg	8.50	9.50	12.50
Outdoor unit	Net Dimensions (H x W x D)	mm	557x780x241	557x780x281	557x780x281
	Net Weight	kg	21.0	22.0	25.5
Pipe Size	Diameter Liquid	mm (inches)	6.35 (1/4")		
	Diameter Gas	mm (inches)	9.52 (3/8")	12.7 (1/2")	
	Additional Refrigerant	gm per meter	15gm per meter	15gm per meter	20gm per meter
	Max.Length	m	15m	15m	20m
	Max.Elevation	m	10m		
Ambient Operating Range		°C	48°		
Control wiring (Copper)	ODU to IDU	Core No. x Sq.mm	4 Core x1sq.mm	4 Core x 1.5sq.mm	4 Core x 2.5sq.mm
Power Cable	IDU	Core No. x Sq.mm	3 Core x 1sq.mm	3 Core x 1.5sq.mm	3 Core x 2.5sq.mm
ODU Breaker Size		A	16A	20A	25A

Experience Refreshing Coolness

With Akabishi Air Conditioners

4-Speed Cooling



LED Back Light



ON OFF

Programmable Timer



Power Saver Compressor

Removable Filter



Slide-Out Chassis



Warranty on Compressor

5 YEARS WARRANTY

Energy Saver



Blue fin (anti corrosion)

Blue Fin

100% Copper



Auto Swing



Sleep




4-Way Air Distributor



Unveiling the Advanced Technology

Inside Our Window Air Conditioner



EWY-HA Inverter



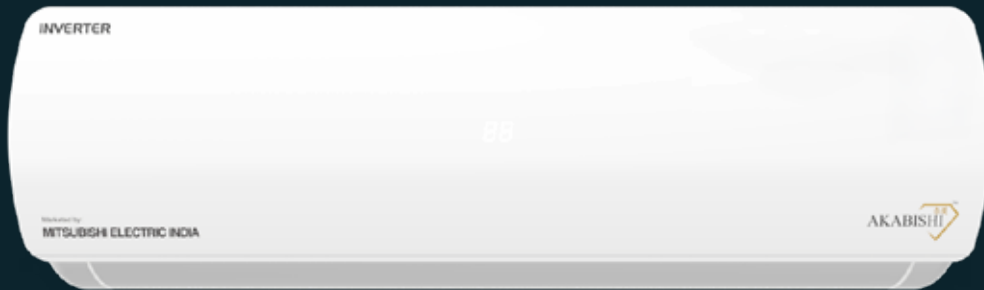
Type	Window Inverter Cooling only			
Model name	Indoor unit		EWY-HA18SG	EWY-HA22SG
Cooling Capacity	Rated (Min-Max)	Watt	5000 (2500-5250)	6000 (2500-6500)
Star Rating			3 Star	
Energy Efficiency	ISEER		3.45	3.40
Power Input	Rated (Min-Max)	Watt	1660 (730-1743)	2000 (855-2100)
Air Volume	Indoor unit (Lo-Med-Hi)	CFM	406-430-447	406-430-447
Noise Level	Indoor unit (Lo-Med-Hi)	dB(A)	57-58-59	57-58-59
Refrigerant			R32	
Power supply	Voltage	V	230V	
Power Input Range	Voltage	V	145-285V	
Operating Current	Rated	A	7.59	9.15
Indoor unit	Net Dimensions (H x W x D)	mm	430x660x710	430x660x710
	Net Weight	kg	40.12	43.54
Evaporator	Row		2	3
	Tube Diameter	mm	7mm	7mm
Condenser	Row		2	2
	Tube Diameter	mm	5mm	5mm
Ambient Operating Range		°C	52°	
Power cable (Copper)		Core No. x Sq.mm	3 Core x 1.5 Sq.mm	3 Core x 1.5 Sq.mm
ODU Breaker Size		A	16A	25A

RWM-HE Non-Inverter



Type	Window Non-Inverter Cooling only					
Model name	Indoor unit		RWM-HE13SG	RWM-DE18SG	RWM-HJE18SG	RWM-HE22SG
Cooling Capacity	Rated	Watt	3400	4850	5000	6100
Star Rating			3	2	3	3
Energy Efficiency	ISEER		3.40	3.15	3.37	3.37
Power Input	Rated	Watt	1000	1540	1484	1812
Air Volume	Indoor unit (Lo-Med-Hi)	CFM	446-456-466	444-458-474	414-423-436	468-494-533
Noise Level	Indoor unit (Lo-Med-Hi)	dB(A)	51-53-54	51-52-53	53-54-55	53-54-56
Refrigerant			R32	R32	R32	R32
Power supply	Voltage	V	230V	230V	230V	230V
Power Input Range	Voltage	V	207-253V	207-253V	207-253V	207-253V
Operating Current	Rated	A	4.56	6.70	6.80	8.27
Indoor unit	Net Dimensions (H x W x D)	mm	430x660x660	430x660x660	430x660x660	430x660x773
	Net Weight	kg	47.10	49.80	53	58
Evaporator	Row		3	2	3	3R
	Tube Diameter	mm	7mm	7mm	7mm	7mm
Condenser	Row		2	2	2	3R
	Tube Diameter	mm	5mm	5mm	5mm	5mm
Ambient Operating Range		°C	48°C	48°C	48°C	48°C
Power cable (Copper)		Core No. x Sq.mm	3 Core 1.0 Sqmm	3 Core 1.5 Sqmm	3 Core 1.5 Sqmm	3 Core 2.5 Sqmm
ODU Breaker Size		A	16A	20A	20A	25A

FEATURES



Features Split Airconditioner



Remote
Back Lit



High ambient
operation up to 52°



BlueFin



Auto Restart




Dust Filter



Self
Diagnosis

Self
Diagnosis



PM 2.5
Filter



Turbo Mode /
Fast cooling



Gas Leak
Alarm



4 Way Swing



Timer



Dry Mode



5 in 1
Convertible



Self Clean



Sleep Mode



Eco/ Saving
Mode



Stabilizer free
operation




Inner grooved
piping

FEATURES



Features Window Airconditioner



PM 2.5 Filter



Auto swing



Remote Back Lit



Slide out chassis



Blue fin anti corrosion



Energy saver



100% copper



Self Diagnosis



Timer



Dry Mode




Sleep Mode



Turbo Mode / Fast cooling



Inner grooved piping




Removable filter



4 Speed cooling



Power saver compressor



**Cassette
Air Conditioner**



**High Static Ductable
Air conditioner**



**Medium Static Ductable
Air conditioner**



**Floor Standing
Air Conditioner**

AKABISHITM



- **Head Office**
 - **Branch Offices**
 - ▲ **Satellite Offices**
 - ✳ **Technical Centres**
 - # **Sales Offices**
- *Map for reference purpose only.

MITSUBISHI ELECTRIC INDIA PVT. LTD.

GURUGRAM HEAD OFFICE

3rd Floor, Tower A, Global Gateway, M.G. Road,
Gurugram – 122002, Haryana, India.
Tel: +91 (124) 673 9300

DELHI REGISTERED OFFICE

B1/G3, 4th Floor, Mohan Cooperative Industrial Estate,
New Delhi – 110044
Tel: +91 (124) 673 9300

TECHNICAL CENTRES

Ahmedabad: 079-67777861, Bengaluru: 080-40201600,
Chennai: 044-49232222, Delhi: 011-66057900,
Mumbai: 022-66116200

Customer Care (Toll Free)
1800 102 2626

For service support



For more details



BRANCH / SALES OFFICES

North Zone

Delhi: 011-66057900, Haryana: 088277 92569
Chandigarh: 0172-4601645, Ludhiana: 0161-4061654
Ghaziabad: 0120-4230692, Jaipur: 0141-4011109
Lucknow: 0522-4002607

West Zone

Mumbai: 022-66116200, Ahmedabad: 079-67777888
Indore: 0731-4098991, Nagpur: 712-2284020
Pune: 020-41555000, Rajkot: 0281-2585525
Vadodara: 0265-2314699, Surat: 0261-4003111

East Zone

Kolkata: 07086087007, Bhubaneswar: 09073949597
Patna: 07739857587, Raipur: 08817936264

South Zone

Chennai: 044-49232222, Bangalore: 09311768727
Coimbatore: 0422-4385606, Hyderabad: 040-43438888
Kochi: 0484-4862093, Vijaywada: 08498894567

SATELLITE OFFICES

North Zone

Agra: 09536900140, Dehradun: 08800878763
Kanpur: 09205987322, Varanasi: 09410245883
Gorakhpur: 7992074100

West Zone

Aurangabad: 07387777132, Bhopal: 09907135346
Goa: 09769627630

East Zone

Ranchi: 07677063849, Guwahati: 07086087007

South Zone

Hubli: 08448398012, Mangalore: 08448398012
Tirupati: 09319591931, Madurai: 9600923533
Vellore: 09500824622, Erode: 08448894663
Vizag (Visakhapatnam): 09205987308